

**ORGANISMO OPERADOR DEL PARQUE DE LA SOLIDARIDAD**  
**Estado Analítico de Ingresos Presupuestales**  
Del 01/ene/2018 al 31/dic/2018

| Rubros de los Ingresos                | Ingreso              |  |                       |                      |                      |                       |
|---------------------------------------|----------------------|--|-----------------------|----------------------|----------------------|-----------------------|
|                                       | Estimado<br>(1)      | Ampliaciones /<br>(Reducciones)<br>(2) | Modificado<br>(3=1+2) | Devengados<br>(4)    | Recaudado<br>(5)     | Diferencia<br>(6=5-1) |
| INGRESOS DERIVADOS DE FINANCIAMIENTOS | -                    | -                                      | -                     | -                    | -                    | -                     |
| IMPUESTOS                             | -                    | -                                      | -                     | -                    | -                    | -                     |
| CUOTAS Y APORTACIONES DE SEGURIDAD    | -                    | -                                      | -                     | -                    | -                    | -                     |
| CONTRIBUCIONES DE MEJORAS             | -                    | -                                      | -                     | -                    | -                    | -                     |
| DERECHOS                              | -                    | -                                      | -                     | -                    | -                    | -                     |
| PRODUCTOS                             | 2,700.00             | -                                      | 2,700.00              | 4,544.23             | 4,544.23             | 1,844.23              |
| Corriente                             | 2,700.00             | -                                      | 2,700.00              | 4,544.23             | 4,544.23             | 1,844.23              |
| Capital                               | -                    | -                                      | -                     | -                    | -                    | -                     |
| APROVECHAMIENTOS                      | -                    | -                                      | -                     | -                    | -                    | -                     |
| Corriente                             | -                    | -                                      | -                     | -                    | -                    | -                     |
| Capital                               | -                    | -                                      | -                     | -                    | -                    | -                     |
| INGRESOS POR VENTAS DE BIENES         | 4,142,560.00         | -                                      | 4,142,560.00          | 3,993,176.68         | 3,945,116.68         | 197,443.32            |
| PARTICIPACIONES Y APORTACIONES        | -                    | -                                      | -                     | -                    | -                    | -                     |
| TRANSFERENCIAS, ASIGNACIONES,         | 18,428,470.00        | -                                      | 18,428,470.00         | 21,944,568.38        | 21,944,568.38        | 3,516,098.38          |
| <b>Total</b>                          | <b>22,573,730.00</b> | <b>-</b>                               | <b>22,573,730.00</b>  | <b>25,942,289.29</b> | <b>25,894,229.29</b> | <b>3,320,499.29</b>   |

| Estado Analítico de Ingresos por Fuente de<br>Financiamiento | Ingreso |  |         |     |     |                       |
|--|---------|--|---------|-----|-----|-----------------------|
|  | (1)     | Ampliaciones /<br>(Reducciones)<br>(2) | (3=1+2) | (4) | (5) | Diferencia<br>(6=5-1) |

**Ingresos del Gobierno**

|                                |          |   |          |          |          |          |
|--------------------------------|----------|---|----------|----------|----------|----------|
| IMPUESTOS                      | -        | - | -        | -        | -        | -        |
| CONTRIBUCIONES DE MEJORAS      | -        | - | -        | -        | -        | -        |
| DERECHOS                       | -        | - | -        | -        | -        | -        |
| PRODUCTOS                      | 2,700.00 | - | 2,700.00 | 4,544.23 | 4,544.23 | 1,844.23 |
| Corriente                      | 2,700.00 | - | 2,700.00 | 4,544.23 | 4,544.23 | 1,844.23 |
| Capital                        | -        | - | -        | -        | -        | -        |
| APROVECHAMIENTOS               | -        | - | -        | -        | -        | -        |
| Corriente                      | -        | - | -        | -        | -        | -        |
| Capital                        | -        | - | -        | -        | -        | -        |
| PARTICIPACIONES Y APORTACIONES | -        | - | -        | -        | -        | -        |


**Ingresos de Organismos y Empresas**


|  |               |   |               |               |               |              |
|--|---------------|---|---------------|---------------|---------------|--------------|
| 20.00 CUOTAS Y APORTACIONES DE SEGURIDAD | -             | - | -             | -             | -             | -            |
| 70.00 INGRESOS POR VENTAS DE BIENES      | 4,142,560.00  | - | 4,142,560.00  | 3,993,176.68  | 3,945,116.68  | 197,443.32   |
| 90.00 TRANSFERENCIAS, ASIGNACIONES,      | 18,428,470.00 | - | 18,428,470.00 | 21,944,568.38 | 21,944,568.38 | 3,516,098.38 |
| 03:58                                    |               |   |               |               |               |              |

| Rubros de los Ingresos | Ingreso         |  |                       |                   |                  |                       |
|------------------------|-----------------|--|-----------------------|-------------------|------------------|-----------------------|
|                        | Estimado<br>(1) | Ampliaciones /<br>(Reducciones)<br>(2) | Modificado<br>(3=1+2) | Devengados<br>(4) | Recaudado<br>(5) | Diferencia<br>(6=5-1) |

**Ingresos Derivados de Financiamiento**

|  |                      |          |                      |                      |                      |                     |
|--|----------------------|----------|----------------------|----------------------|----------------------|---------------------|
| 0.00 INGRESOS DERIVADOS DE FINANCIAMIENTOS | -                    | -        | -                    | -                    | -                    | -                   |
| <b>Total</b>                               | <b>22,573,730.00</b> | <b>-</b> | <b>22,573,730.00</b> | <b>25,942,289.29</b> | <b>25,894,229.29</b> | <b>3,320,499.29</b> |

  
Lic. Belizario López Gómez  
Director General

  
L.C.P. Lizzeth Haro Spence  
Director Administrativo

ORGANISMO OPERADOR DEL PARQUE DE LA SOLIDARIDAD  
Estado Analítico del Ejercicio Presupuesto de Egresos (Clasificación Administrativa)  
Del 01/ene/2018 Al 31/dic/2018  
Egresos

| Concepto                        | Aprobado<br>1 | (Reducciones)<br>2 | Modificado<br>3=(1+2) | Devengado<br>4 | Pagado        | Subejercicio |
|---------------------------------|---------------|--------------------|-----------------------|----------------|---------------|--------------|
| ADMINISTRACION                  | 24,012,259.00 | 1,016,099.38       | 25,028,358.38         | 23,217,186.22  | 22,782,234.11 | 1,811,172.16 |
| PARQUE SOLIDARIDAD Y MONTENEGRO | 24,012,259.00 | 1,016,099.38       | 25,028,358.38         | 23,217,186.22  | 22,782,234.11 | 1,811,172.16 |
| Total Final                     | 24,012,259.00 | 1,016,099.38       | 25,028,358.38         | 23,217,186.22  | 22,782,234.11 | 1,811,172.16 |


  
Lic. Belizario López Gómez  
Director General

  
L.C.P. Lizzeth Haro Spence  
Director Administrativo

ORGANISMO OPERADOR DEL PARQUE DE LA SOLIDARIDAD  
Estado Analítico del Ejercicio Presupuesto de Egresos (Clasificación Económica)  
Del 01/ene/2018 Al 31/dic/2018

| Concepto          | Egresos                |               |               |               | Pagado       |
|-------------------|------------------------|---------------|---------------|---------------|--------------|
|                   | Aprobado /(Reducciones | Modificado    | Devengado     |               |              |
| 1 Gasto Corriente | 24,012,259.00          | 25,028,358.38 | 23,217,186.22 | 22,782,234.11 | 1,811,172.16 |
| Total             | 24,012,259.00          | 25,028,358.38 | 23,217,186.22 | 22,782,234.11 | 1,811,172.16 |

  
Lic. Belizario López Gómez  
Director General

  
L.C.P. Lizzeth Haro Spence  
Director Administrativo

ORGANISMO OPERADOR DEL PARQUE DE LA SOLIDARIDAD  
Estado Analítico del Ejercicio Presupuesto de Egresos (Finalidad y Función)  
Del 01/ene/2018 Al 31/dic/2018  
Egresos

| Concepto  | Aprobado<br>1 | (Reducciones)<br>2 | Modificado<br>3=(1+2) | Devengado<br>4 | Pagado<br>5   | Subejercicio<br>6 = ( 3 - 4 ) |
|---|---------------|--------------------|-----------------------|----------------|---------------|-------------------------------|
| DESARROLLO SOCIAL                                       | 24,012,259.00 | 1,016,099.38       | 25,028,358.38         | 23,217,186.22  | 22,782,234.11 | 1,811,172.16                  |
| RECREACIÓN, CULTURA Y OTRAS<br>MANIFESTACIONES SOCIALES | 24,012,259.00 | 1,016,099.38       | 25,028,358.38         | 23,217,186.22  | 22,782,234.11 | 1,811,172.16                  |
| Total del<br>Gasto                                      | 24,012,259.00 | 1,016,099.38       | 25,028,358.38         | 23,217,186.22  | 22,782,234.11 | 1,811,172.16                  |

  
Lic. Belizario López Gómez  
Director General

  
L.C.P. Lizzeth Haro Spence  
Director Administrativo



ORGANISMO OPERADOR DEL PARQUE DE LA SOLIDARIDAD  
Estado Analítico del Ejercicio Presupuesto de Egresos  
Del 01/ene/2018 al 31/dic/2018

Egresos

| Concepto                              | Aprobado<br>1        | (Reducciones)<br>2  | Modificado<br>3=(1+2) | Devengado            | Pagado<br>5          | Subejercicio<br>6 = ( 3 - 4 ) |
|---------------------------------------|----------------------|---------------------|-----------------------|----------------------|----------------------|-------------------------------|
| <b>SERVICIOS PERSONALES</b>           | <b>21,652,129.00</b> | <b>1,016,099.38</b> | <b>22,668,228.38</b>  | <b>22,257,689.39</b> | <b>22,030,447.17</b> | <b>410,538.99</b>             |
| REMUNERACIONES AL PERSONAL DE         | 13,032,350.00        | 687,600.00          | 13,719,950.00         | 13,582,328.48        | 13,544,724.88        | 137,621.52                    |
| REMUNERACIONES ADICIONALES Y          | 2,443,007.00         | 95,050.00           | 2,538,057.00          | 2,488,185.00         | 2,488,185.00         | 49,872.00                     |
| SEGURIDAD SOCIAL                      | 3,943,822.00         | 224,744.09          | 4,168,566.09          | 4,082,736.45         | 3,893,987.98         | 85,829.64                     |
| OTRAS PRESTACIONES SOCIALES Y         | 508,965.00           | 29,772.00           | 479,193.00            | 373,160.03           | 373,160.03           | 106,032.97                    |
| PAGO DE ESTÍMULOS A SERVIDORES        | 1,723,985.00         | 38,477.29           | 1,762,462.29          | 1,731,279.43         | 1,730,389.28         | 31,182.86                     |
| <b>MATERIALES Y SUMINISTROS</b>       | <b>628,173.00</b>    | <b>-</b>            | <b>628,173.00</b>     | <b>157,745.62</b>    | <b>157,745.62</b>    | <b>470,427.38</b>             |
| MATERIALES DE ADMINISTRACIÓN, EMISIÓN | 38,635.00            | 10,000.00           | 48,635.00             | 29,839.91            | 29,839.91            | 18,795.09                     |
| ALIMENTOS Y UTENSILIOS                | 46,932.00            | -                   | 46,932.00             | 12,191.80            | 12,191.80            | 34,740.20                     |
| MATERIALES Y ARTÍCULOS DE             | 49,690.00            | -                   | 49,690.00             | 13,543.87            | 13,543.87            | 36,146.13                     |
| PRODUCTOS QUÍMICOS, FARMACÉUTICOS Y   | 7,228.00             | -                   | 7,228.00              | 1,362.00             | 1,362.00             | 5,866.00                      |
| COMBUSTIBLES, LUBRICANTES Y ADITIVOS  | 356,057.00           | 12,000.00           | 344,057.00            | 35,982.02            | 35,982.02            | 308,074.98                    |
| VESTUARIO, BLANCOS, PRENDAS DE        | 42,281.00            | 2,000.00            | 44,281.00             | 38,881.79            | 38,881.79            | 5,399.21                      |
| HERRAMIENTAS, REFACCIONES Y           | 87,350.00            | -                   | 87,350.00             | 25,944.23            | 25,944.23            | 61,405.77                     |
| <b>SERVICIOS GENERALES</b>            | <b>1,153,376.00</b>  | <b>-</b>            | <b>1,153,376.00</b>   | <b>548,980.25</b>    | <b>548,980.25</b>    | <b>604,395.75</b>             |
| SERVICIOS BÁSICOS                     | 233,901.00           | 2,000.00            | 235,901.00            | 201,162.32           | 201,162.32           | 34,738.68                     |
| SERVICIOS DE ARRENDAMIENTO            | 16,895.00            | 841.00              | 17,736.00             | 17,735.47            | 17,735.47            | 0.53                          |
| SERVICIOS PROFESIONALES, CIENTÍFICOS, | 105,935.00           | 28,225.00           | 134,160.00            | 128,459.46           | 128,459.46           | 5,700.54                      |
| SERVICIOS FINANCIEROS, BANCARIOS Y    | 248,925.00           | 31,066.00           | 217,859.00            | 189,430.49           | 189,430.49           | 28,428.51                     |
| SERVICIOS DE INSTALACIÓN, REPARACIÓN, | 57,180.00            | -                   | 57,180.00             | 9,122.28             | 9,122.28             | 48,057.72                     |
| SERVICIOS DE COMUNICACIÓN SOCIAL Y    | 2,120.00             | -                   | 2,120.00              | -                    | -                    | 2,120.00                      |
| OTROS SERVICIOS GENERALES             | 488,420.00           | -                   | 488,420.00            | 3,070.23             | 3,070.23             | 485,349.77                    |
| <b>TRANSFERENCIAS, ASIGNACIONES,</b>  | <b>578,581.00</b>    | <b>-</b>            | <b>578,581.00</b>     | <b>252,770.96</b>    | <b>45,061.07</b>     | <b>325,810.04</b>             |
| SUBSIDIOS Y SUBVENCIONES              | 578,581.00           | -                   | 578,581.00            | 252,770.96           | 45,061.07            | 325,810.04                    |
| <b>Total del Gasto</b>                | <b>24,012,259.00</b> | <b>1,016,099.38</b> | <b>25,028,358.38</b>  | <b>23,217,186.22</b> | <b>22,782,234.11</b> | <b>1,811,172.16</b>           |

  
Lic. Belizario López-Gómez  
Director General

  
L.C.P. Lizzeth Haro Spence  
Director Administrativo

**ORGANISMO OPERADOR DEL PARQUE DE LA SOLIDARIDAD**  
**Estado Analítico del Ejercicio Presupuesto de Egresos (Obejto del Gasto)**  
 Del 01/ene/2018 Al 31/dic/2018

| Concepto                              | Egresos              |                                 |                      |                      |                      | Subejercicio        |
|---------------------------------------|----------------------|---------------------------------|----------------------|----------------------|----------------------|---------------------|
|                                       | Aprobado             | Ampliaciones /<br>(Reducciones) | Modificado           | Devengado            | Pagado               |                     |
|                                       | 1                    | 2                               | 3=(1+2)              |                      | 5                    | 6 = ( 3 - 4 )       |
| <b>SERVICIOS PERSONALES</b>           | <b>21,652,129.00</b> | <b>1,016,099.38</b>             | <b>22,668,228.38</b> | <b>22,257,689.39</b> | <b>22,030,447.17</b> | <b>410,538.99</b>   |
| REMUNERACIONES AL PERSONAL DE         | 13,032,350.00        | 687,600.00                      | 13,719,950.00        | 13,582,328.48        | 13,544,724.88        | 137,621.52          |
| REMUNERACIONES ADICIONALES Y          | 2,443,007.00         | 95,050.00                       | 2,538,057.00         | 2,488,185.00         | 2,488,185.00         | 49,872.00           |
| SEGURIDAD SOCIAL                      | 3,943,822.00         | 224,744.09                      | 4,168,566.09         | 4,082,736.45         | 3,893,987.98         | 85,829.64           |
| OTRAS PRESTACIONES SOCIALES Y         | 508,965.00           | 29,772.00                       | 479,193.00           | 373,160.03           | 373,160.03           | 106,032.97          |
| PAGO DE ESTÍMULOS A SERVIDORES        | 1,723,985.00         | 38,477.29                       | 1,762,462.29         | 1,731,279.43         | 1,730,389.28         | 31,182.86           |
| <b>MATERIALES Y SUMINISTROS</b>       | <b>628,173.00</b>    | <b>-</b>                        | <b>628,173.00</b>    | <b>157,745.62</b>    | <b>157,745.62</b>    | <b>470,427.38</b>   |
| MATERIALES DE ADMINISTRACIÓN, EMISIÓN | 38,635.00            | 10,000.00                       | 48,635.00            | 29,839.91            | 29,839.91            | 18,795.09           |
| ALIMENTOS Y UTENSILIOS                | 46,932.00            | -                               | 46,932.00            | 12,191.80            | 12,191.80            | 34,740.20           |
| MATERIALES Y ARTÍCULOS DE             | 49,690.00            | -                               | 49,690.00            | 13,543.87            | 13,543.87            | 36,146.13           |
| PRODUCTOS QUÍMICOS, FARMACÉUTICOS Y   | 7,228.00             | -                               | 7,228.00             | 1,362.00             | 1,362.00             | 5,866.00            |
| COMBUSTIBLES, LUBRICANTES Y ADITIVOS  | 356,057.00           | 12,000.00                       | 344,057.00           | 35,982.02            | 35,982.02            | 308,074.98          |
| VESTUARIO, BLANCOS, PRENDAS DE        | 42,281.00            | 2,000.00                        | 44,281.00            | 38,881.79            | 38,881.79            | 5,399.21            |
| HERRAMIENTAS, REFACCIONES Y           | 87,350.00            | -                               | 87,350.00            | 25,944.23            | 25,944.23            | 61,405.77           |
| <b>SERVICIOS GENERALES</b>            | <b>1,153,376.00</b>  | <b>-</b>                        | <b>1,153,376.00</b>  | <b>548,980.25</b>    | <b>548,980.25</b>    | <b>604,395.75</b>   |
| SERVICIOS BÁSICOS                     | 233,901.00           | 2,000.00                        | 235,901.00           | 201,162.32           | 201,162.32           | 34,738.68           |
| SERVICIOS DE ARRENDAMIENTO            | 16,895.00            | 841.00                          | 17,736.00            | 17,735.47            | 17,735.47            | 0.53                |
| SERVICIOS PROFESIONALES, CIENTÍFICOS, | 105,935.00           | 28,225.00                       | 134,160.00           | 128,459.46           | 128,459.46           | 5,700.54            |
| SERVICIOS FINANCIEROS, BANCARIOS Y    | 248,925.00           | 31,066.00                       | 217,859.00           | 189,430.49           | 189,430.49           | 28,428.51           |
| SERVICIOS DE INSTALACIÓN, REPARACIÓN, | 57,180.00            | -                               | 57,180.00            | 9,122.28             | 9,122.28             | 48,057.72           |
| SERVICIOS DE COMUNICACIÓN SOCIAL Y    | 2,120.00             | -                               | 2,120.00             | -                    | -                    | 2,120.00            |
| OTROS SERVICIOS GENERALES             | 488,420.00           | -                               | 488,420.00           | 3,070.23             | 3,070.23             | 485,349.77          |
| <b>TRANSFERENCIAS, ASIGNACIONES,</b>  | <b>578,581.00</b>    | <b>-</b>                        | <b>578,581.00</b>    | <b>252,770.96</b>    | <b>45,061.07</b>     | <b>325,810.04</b>   |
| SUBSIDIOS Y SUBVENCIONES              | 578,581.00           | -                               | 578,581.00           | 252,770.96           | 45,061.07            | 325,810.04          |
| <b>Total del Gasto</b>                | <b>24,012,259.00</b> | <b>1,016,099.38</b>             | <b>25,028,358.38</b> | <b>23,217,186.22</b> | <b>22,782,234.11</b> | <b>1,811,172.16</b> |

  
 Lic. Belzario López Gómez  
 Director General

  
 L.C.P. Lizzeth Haro Spence  
 Director Administrativo




ORGANISMO OPERADOR DEL PARQUE DE LA SOLIDARIDAD

Endeudamiento Neto


Del 01/ene/2018 al 31/dic/2018

| Identificación de Crédito o Instrumento | Contratación/Colocación<br>A<br>Créditos Bancarios | Amortización<br>B | Endeudamiento Neto<br>C=A-B |
|---|--|-------------------|-----------------------------|
| Total Créditos Bancarios                | -  | -                 | -                           |
|   | Otros Instrumentos de Deuda                        |                   |                             |
| Total Otros Instrumentos de Deuda       | -  | -                 | -                           |
| Total                                   | -  | -                 | -                           |



---

Lici Belizario López Gómez  
Director General



---

L.C.P. Lizzeth Haro Spence  
Director Administrativo

ORGANISMO OPERADOR DEL PARQUE DE LA SOLIDARIDAD

Indicadores de Postura Fiscal

Del 01/ene/2018 al 31/dic/2018

|   |                       |                      |                      |
|---|-----------------------|----------------------|----------------------|
| <b>I. Ingresos Presupuestarios (I=1+2)</b>                              | <b>22,573,730.00</b>  | <b>25,942,289.29</b> | <b>25,894,229.29</b> |
| 1. Ingresos del Gobierno de la Entidad Federativa                       | -                     | -                    | -                    |
| 2. Ingresos del Sector Paraestatal                                      | 22,573,730.00         | 25,942,289.29        | 25,894,229.29        |
| <b>II. Egresos Presupuestarios (II=3+4)</b>                             | <b>24,012,259.00</b>  | <b>23,217,186.22</b> | <b>22,782,234.11</b> |
| 3. Egresos del Gobierno de la Entidad Federativa                        | -                     | -                    | -                    |
| 4. Egresos del Sector Paraestatal                                       | 24,012,259.00         | 23,217,186.22        | 22,782,234.11        |
| <b>III. Balance Presupuestario (Superávit o Déficit) (III = I - II)</b> | <b>- 1,438,529.00</b> | <b>2,725,103.07</b>  | <b>3,111,995.18</b>  |

| Concepto   | Estimado       | Devengado    | Pagado       |
|--|----------------|--------------|--------------|
| III. Balance Presupuestario (Superávit o Déficit)        | - 1,438,529.00 | 2,725,103.07 | 3,111,995.18 |
| IV. Intereses, Comisiones y Gastos de la Deuda           | -              | -            | -            |
| V. Balance Primario ( Superávit o Déficit) (V= III - IV) | - 1,438,529.00 | 2,725,103.07 | 3,111,995.18 |

| Concepto  | Estimado | Devengado | Pagado |
|---|----------|-----------|--------|
| A. Financiamiento                               | -        | -         | -      |
| B. Amortización de la deuda                     | -        | -         | -      |
| C. Endeudamiento ó desendeudamiento (C = A - B) | -        | -         | -      |

Lic. Belizario López Gómez  
Director General

L.C.P. Lizzeth Haro Spence  
Director Administrativo